


# Upgrade to new MUMS\*LINK 8.36

Purpose: New Version will now update your MUMS data with email and phone number changes made in Orion.

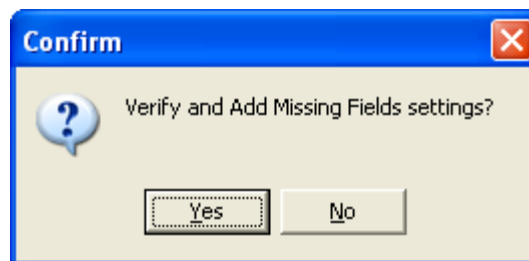
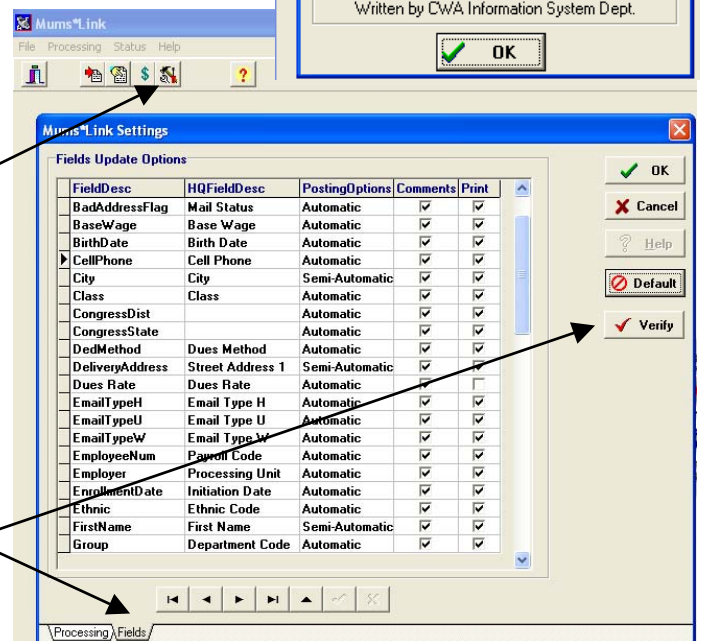
Step #1: Get new Version:

- Download:  
[www.MUMS2000.com/download/mtlink.exe](http://www.MUMS2000.com/download/mtlink.exe)
  - Save this into your C:\MT2000 folder on the computer that does MUMS\*LINK.
  - Check version by clicking on "?" and make sure it says Version 8.36.0



Step #2: Setup for new fields

- Enter MUMS\*LINK press the Settings Button
- Click on the FIELDS Tab
- Press the Verify Button
- Press Yes to proceed...



**NOTE:** You can change EmailTypeH (Home), EmailTypeU (Union), EmailTypeW (Work), HomePhone and WorkPhone from Automatic to Manual if you do not wish the program to automatically update your MUMS\*LINK. This is done on the same screen as above.